

1. In eDash, click the IFTA tab.
2. Select the appropriate year, quarter or month from the appropriate dropdown lists.
3. Select the region from the dropdown list.
4. Select the carrier from the dropdown list.
5. Select the appropriate vehicle from the dropdown list.
6. Once complete, click **Execute**.

7. The report will appear with the following information:

- Jurisdiction
- Total Miles
- Taxable Miles
- MPG
- Taxable Gallons
- Tax Paid Gallons
- Net Taxable Gallons
- Tax Rate
- Tax (Credit) Due

9. Click the Download link at the bottom of the report to download and save for later use.



# Using the IFTA Tab


Link: <https://help.nuvo.solutions/docs/eld-complete-admin-reference-guide/using-the-ifta-tab/> Last Updated: January 24th, 2023


\*\* Miles Fields INCLUDE Toll Miles \*\*


TOTALS	Total Miles	Total Toll Miles	Tax Paid Gallons	MPG
	0	0	787	0

+ Adjustments

Exclude Toll Miles

 Distance Calculator

 Download IFTA Report

 Search

State	Fuel type	Tax Rate	SurChg Rate	Miles	Toll Miles	Gallons	Action
Arizona	Gasoline	0.18	0	0	0	787	