

Following a Vehicle

Link: <https://help.nuvo.solutions/docs/about-vehicles/following-a-vehicle/> Last Updated: July 27th, 2016

Following a vehicle automatically centers the map around the selected vehicle as its location updates.


Follow a Vehicle

If you'd like to follow more than one vehicle at a time, use a **vehicle group**.


► To follow a vehicle:


1. From the map, Search Results tab, or Vehicles tab, click the vehicle you want to follow.
2. Click **Follow**.

The map automatically centers around the selected vehicle if it is not already in view. The map continues to dynamically center as the vehicle updates its location.



Note. Use the Following box in the upper, left of the map to optionally hide all other vehicles on the map as long as the Following feature is enabled.

Following: 


53 STACY 


☐ Hide other vehicles

Unfollow a Vehicle


When you're ready to stop following the vehicle, click the **X** in the upper, right corner of the Following box, or click **Stop Following** from the Vehicle Card.


► To unfollow a vehicle:


Following: 


56 JESSE 


☐ Hide other vehicles


 History


 Edit


 Closest To


 Directions

 Center

 Stop Following

 Messages

 Landmark

 Street View