

With the **GPS Insight Driver App**, drivers can assign and unassign themselves to/from a vehicle, record pre- and post-trip Driver Vehicle Inspection Reports (DVIRs), and send and/or receive messages from dispatch from their mobile iOS devices.

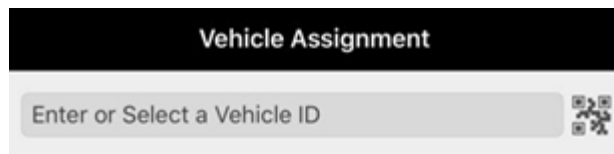


## Primary features include:

- 1) **DVIR** – Record pre-/post-trip DVIRs and view the most recent DVIR on the vehicle you are assigned.
- 2) **Driver Messaging** – Send and receive messages to/from dispatch.
- 3) **Driver Assign** – Assign/un-assign to/from a vehicle and view assign/unassign history.



**Note.** The image height shown on right is reduced for readability. Screen aspect ratios vary by device model.



## Logging In to the App

The Driver App is only accessible to drivers with a valid phone number whose information has been previously entered in to the Portal.



**Note.** If a number is entered that is not associated with previously entered driver information, the driver will receive a message reading: “Bad Phone Number.” Drivers may be added to the Portal account at any time. See [Adding a Driver](#) for step-by-step instructions.

### ► How to log in to the App:

1. From the Login screen, enter your phone number and tap **Get Authorization Code**.



An authorization code is sent to the phone number entered via SMS message from 477-477(GPS-GPS).

2. Open the SMS message and retrieve the assigned authorization code.
3. Enter the authorization code in the text field and tap **Authorize**.




**Note.** The authorization code must be entered within 120 seconds from your authorization code request.

You are now logged in to the Driver App.

## Logging Out of the App

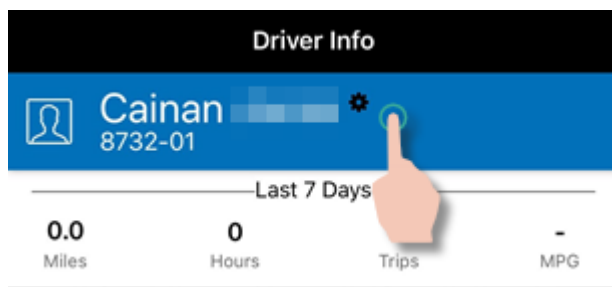
If you are using the same mobile device, you are automatically logged in each time you open the App.

### ► How to log out of the App:

1. Tap on the **Driver** icon (  ) at the bottom right corner of the screen.

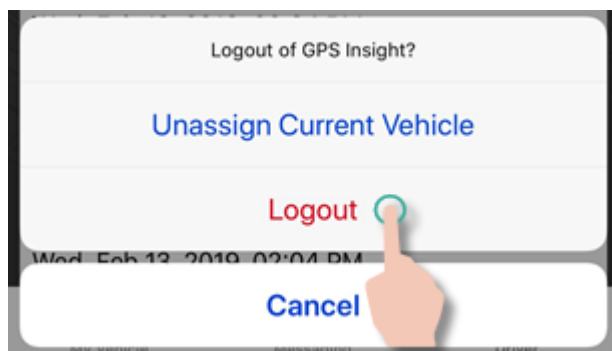
The Driver Info screen displays.

2. Tap your name.



A window appears asking: "Logout of GPS Insight?"

3. Tap **Logout**.



You are now logged out of the App.

## Viewing Driver App Data

You can view submitted Driver Vehicle Inspection Reports (DVIR), average inspection times by driver, a real-time log of recently completed DVIRs, and receive notification when a DVIR with defects is submitted via supported reports, alerts, and dashlets in the Portal.

Data Type	Type Title(s)	Reference Article
Reports	-Driver Vehicle Inspection Report -Pre/Post Trip Inspection Report -Driver History	<a href="#">About Reports</a>

# About GPS Insight Driver (iOS App)

Link: <https://help.nuvo.solutions/docs/about-gps-insight-driver-ios-app/> Last Updated: March 13th, 2019

Data Type	Type Title(s)	Reference Article
Alerts	-DVIR -Driver Assign -Driver Login -Driver Status Alert	<a href="#">About Alerts</a>
Dashlet	-DVIR	<a href="#">Dashlet Types</a>